



ONLY  
THE  
SKY'S  
THE  
LIMIT





Regular Lantern 2000 x 4000

## WHY ATLAS?

Winston Osborne, a designer with real vision, formed Atlas glazed roof solutions over a decade ago. His objective was to provide the building industry with exquisitely engineered aluminium glazed roof systems. Whilst doing just that, he pioneered the roof lantern design – one of the most popular additions in new-build homes and extensions throughout the UK today.

Now, as Technical Director within Customade Group's Aluminium Division, he's harnessed his innovation skills to focus on progressing the Division further, developing systems that are beautifully designed to achieve more sky, less roof.™

# LIGHT. OUR INSPIRATION.

Light is becoming more and more important in people's lives, not only to enhance their indoor spaces, but to lighten their mood and support wellbeing. It's why we've been helping customers make the most of natural light with a whole range of glazed roof systems.



Contemporary Lantern



Regular Lantern

Our engineering heritage, expertise, attention to detail and commitment to design the most beautiful products for Britain's homes have always been our drive. We pride ourselves on being a **100% UK manufacturer**, producing real craftsmanship within a purpose built-state-of-the-art facility – to bring the widest range of glazed roofing solutions in the industry for your customers.

## Exacting standards of finish



Double Regular Lantern  
interior in Coggeshall



State-of-the-art manufacturing facility



# COMMITMENT TO ALUMINIUM

It's not who we know, but what we know that makes an Atlas roof system the one to choose. We've honed our skills over the last 10 years to understand what's needed to make the perfect glazed roof products.

We know aluminium, we know how it performs, and how to engineer it to enhance that performance. We understand that our state-of-the-art equipment is crucial to manufacture our aluminium into superior quality products. Turning it into ultra-sleek profiles, incorporating super-efficient thermal breaks, building in proven strength and performance – and delivering a product you can feel proud to install.

Contemporary Lantern

**We understand  
aluminium**

Cross section of an aluminium ridge



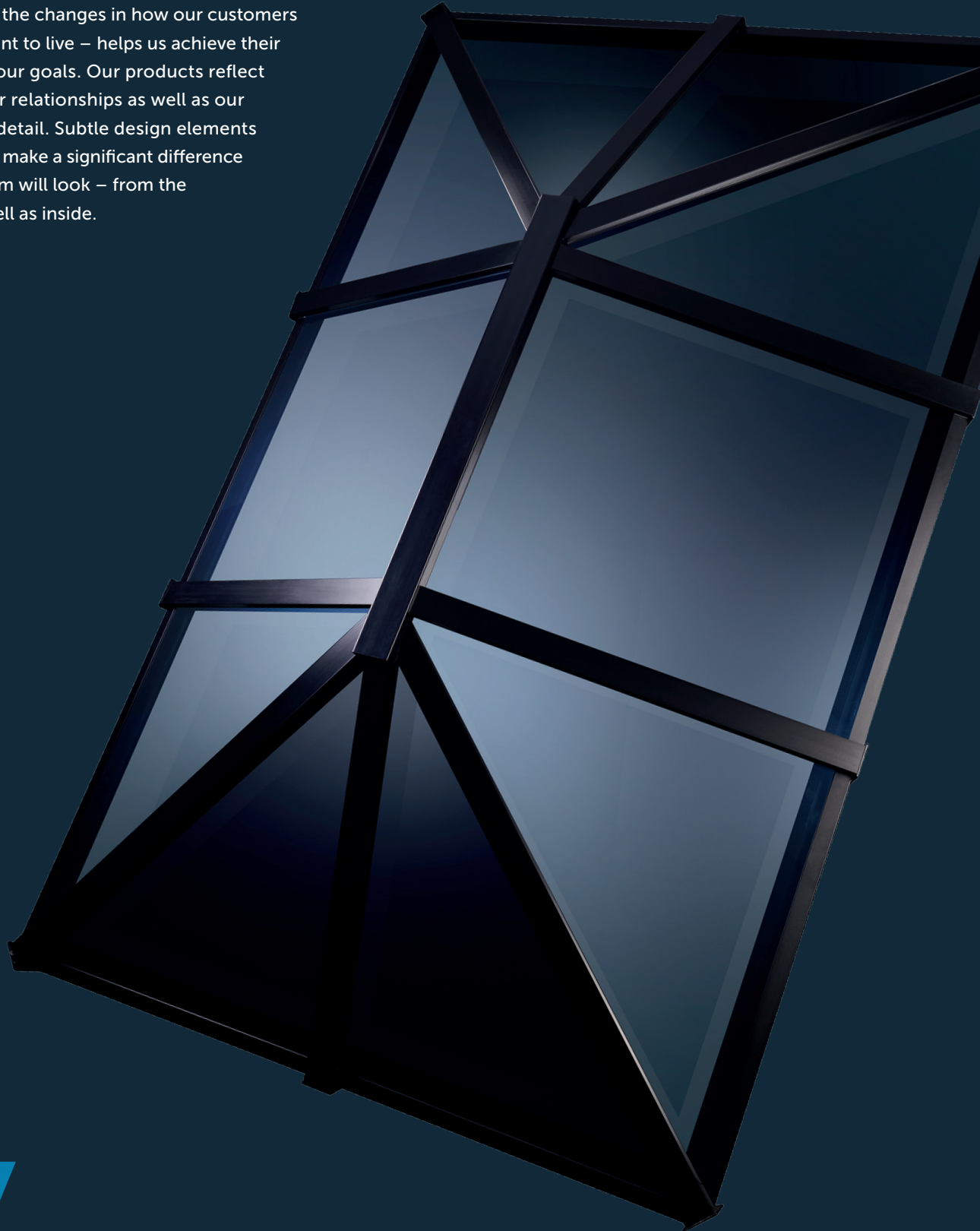
Skyroom



Contemporary Lantern exterior

# EXPERTLY DESIGNED ON EVERY ANGLE

Appreciating the changes in how our customers live – and want to live – helps us achieve their dreams and our goals. Our products reflect our customer relationships as well as our attention to detail. Subtle design elements are built in to make a significant difference to how a room will look – from the outside as well as inside.




Regular Lantern

## Beautifully proportioned products




Stylishly Slim

Our roof pitches aren't fixed like most, they're variable, from 17 degrees to 35 degrees, providing the design flexibility to deliver a roof looking exactly how it was imagined – and without the need to offset jack rafters on hips. Our expert design and technical teams have achieved a product that has hidden tie bars or no tie bars at all. Even in large buildings the roof structure remains remarkably minimal, creating a sense of clear, free space above the ringbeams.



Lantern interior



Lantern ridge

- Exceptionally durable
- Pre-drilled holes for ease of installation
- Perfectly aligned jack rafters
- Variable pitch, from 17 degrees to 35 degrees



# ENGINEERED TO PERFECTION

Whatever glazed roof system your customers are looking for, at Atlas Roofs we have a spectacular range including 19 stock items ready for delivery and available **complete with glass in just five days.**

You can also expand your offering to include our new Square Lantern. Normally requiring a 125mm ridge, our new design has a shortened ridge measuring 45mm x 45mm. This makes for a completely symmetrical design, which is easier to install and better looking.

Regular Lantern in Winkfield



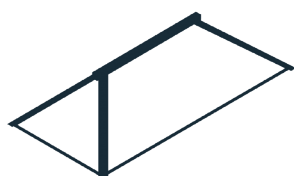
Square Lantern



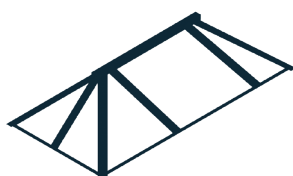
Flat Rooflight

We continue to invest in new technology and combine it with what we already know, to deliver even larger lanterns; beautiful expanses of sky with the strength of Atlas Roof's expertise up to our popular 1.5m x 3m – larger sizes are available and only achievable because our lanterns meet the required British standards.

**Unbeatable  
product choice**



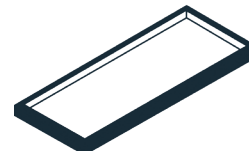
Contemporary Lantern



Regular Lantern



Square Lantern




Flat Rooflight



Skyroom



Conservatories



Verandas



Lean-tos

# AT-A-GLANCE TECH

- Atlas Roofs are tested up to a uniformly distributed load of  $3.5 \text{ kN/m}^2$  which covers the majority of sites in the UK
- Tested to snow loads up to  $1.0 \text{ kN/m}^2$
- Secure pressure plated system to Secured by Design standards. Others only use clip cap which can be removed easily by intruders
- The Atlas ridge and rafter have a U value of  $1.5 \text{ W/m}^2\text{k}$  with double glazing, leading the market on thermal efficiency

**Beauty without compromising on strength and security**

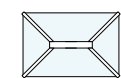
## Thermal performance

- Thermal break in ridge and rafters prevents cold getting to the inside of the rafter
- Ringbeam includes a polyamide thermal break
- Enhanced U values available for double glazing  $1.0 \text{ W/m}^2\text{k}$
- Zero degrees outside, inside profile temperature is 18 degrees centigrade

## Triple glazing

- Regular models available with upgrade to 44mm triple glazing
- Ridge/rafter U values improve to  $0.95 \text{ W/m}^2\text{k}$
- Triple glazing U values as low as  $0.5 \text{ W/m}^2\text{k}$
- Leading U values available on the market for triple glazed roof system


## Stock Contemporary Lantern Sizes



1000 x 1500



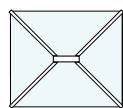
1000 x 2000



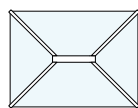
1000 x 2500



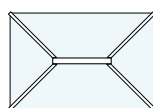
1000 x 3000



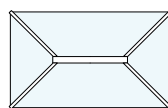
1500 x 1750



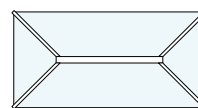
1500 x 2000



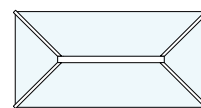
1500 x 2250



1500 x 2500

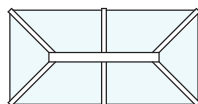


1500 x 2750

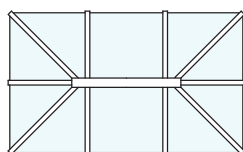


1500 x 3000

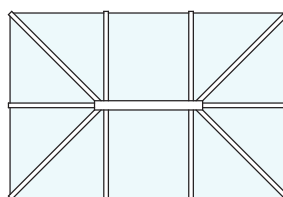
## Stock Regular Lantern Sizes



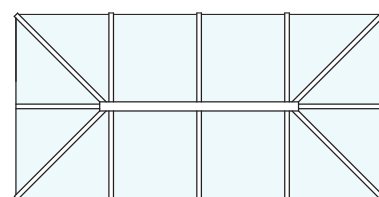
1000 x 2000



1500 x 2500

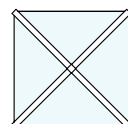


2000 x 3000

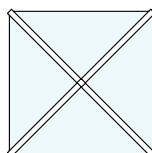


2000 x 4000

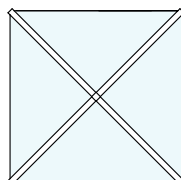
## Stock Square Lantern Sizes



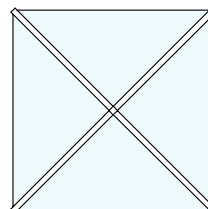
1000 x 1000



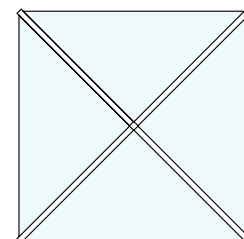
1250 x 1250



1500 x 1500



1750 x 1750



2000 x 2000

All designs available in bespoke sizes made to measure. Longer lead times may apply.

## The height of security

For customers' extra peace of mind, our roof caps aren't just clipped on, they consist of a screwed-down pressure plate system; affording the highest security and achieving improved security certification. Our products are accredited by Secured By Design (SBD), the UK Police flagship initiative, making Atlas roof systems' effective crime prevention and security standards the ones to beat.

Secured by Design





# BEST PRACTICE. BEST SOLUTIONS.

At Atlas Roofs, we've built our reputation as the UK's superior glazed roof manufacturer through our technical expertise, the latest machinery, the finest product materials, continuous development and listening to what your customers expect from a premium manufacturer.

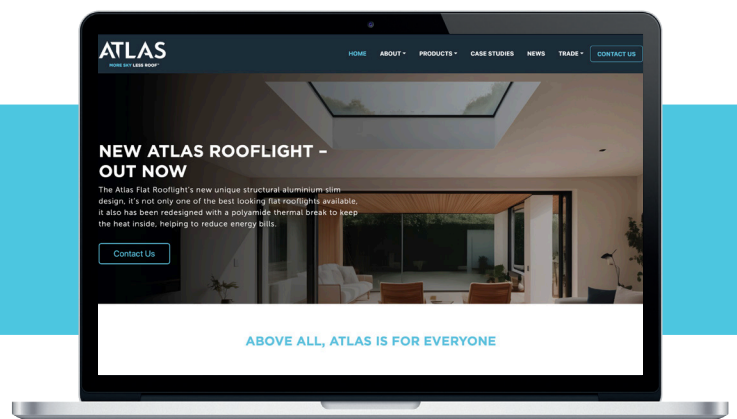
Working together with our Design team, you can discuss your project to create the ultimate system, achieving the best roof pitch angles, perfectly aligned jack rafters, and the most stylish aesthetic on the market. Our Customer Service teams are always on hand to help with any questions you may have, and they'll put you in touch with the right person to help you achieve the best outcomes.

## OUR PRODUCTS IN DETAIL



To really appreciate what goes into Atlas Roofs aluminium systems, visit our website where you can delve into a full range of product information, from installation guides to technical data sheets and more. Discover why our aluminium systems are the choice of many, how we compare to others and why each and every panel is tested to the limit.

To discover the full Atlas Roofs range of stylish aluminium glazed roof solutions visit [atlasroofsolutions.co.uk](https://atlasroofsolutions.co.uk)



# CHOICE IN ALUMINIUM

Founded in 1980, Customade Group has grown to become the well-respected market leading business it is today, delivering high-quality fenestration solutions to the construction industry. We are a collective, designed to provide you with a complete solution for your customers' projects through our specialist businesses – which includes Atlas Roof Solutions.

Our Aluminium Division comprises Atlas Roof Solutions and REAL Aluminium – specialist in their own right to bring you the very best in Aluminium doors, windows, bi-folds and glazed roof systems.



**REAL**  
ALUMINIUM

Architects and Homeowners alike are moving towards aluminium for their window and door designs. At REAL Aluminium, we have the systems to meet your expectations.

Enjoy the benefits of modernity, effortless style and performance at **[re-aluminium.co.uk](https://re-aluminium.co.uk)**

## One specialist group. Multiple opportunities.

Our Aluminium Division is just one part of the Customade Group. To find out more about our other quality brands, products and services, contact us at [customade.co.uk](https://customade.co.uk)

**VIRTUOSO**  
DOORS

High-end Composite Doors and PVCu Panels.  
**[virtuoso-doors.co.uk](https://virtuoso-doors.co.uk)**

**POLYFRAME**

Fenestration Solutions Using Rehau and Duraflex Profile Systems.  
**[polyframetrade.co.uk](https://polyframetrade.co.uk)**

0283 832 7741

[sales@atlasroofsolutions.co.uk](mailto:sales@atlasroofsolutions.co.uk)

Newton Centre, Brunel Way,  
Stroudwater Business Park,  
Stonehouse, GL10 3SW

[atlasroofsolutions.co.uk](http://atlasroofsolutions.co.uk)



**ATLAS**  
MORE SKY LESS ROOF™

V1 - July 2022