NOTES

X No. REQUIRED

GLASS SPEC:
OUTER : 6mm HST TOUGHENED GLASS
CAVITY : 16mm ARGON FILLED + WARM EDGE SPACER + DC3363 UV RESISTANT SILICONE EDGE SEAL
INNER : 6mm HST TOUGHENED OR 8.8mm LAMINATED GLASS + GROUND EDGES + LOW E COATING
THE MANUFACTURER HIGHLY RECOMMENDS A CWCT CLASS 1 OR CLASS 2 NON-FRAGILE OPTION FOR MOST ROOFLIGHTS. MOST GLASS SPECS ARE AVAILABLE, CONTACT SALES TO DISCUSS

- LIGHT TRANSMISSION = 79.3% (6/6) or 78.7% (6/8.8)
- GLASS CENTRE PANE U VALUE = 1.1 W/m².K
- SOLAR G VALUE = 0.62 (6/6) 0.58 or (6/8.8) (ADD SOLAR CONTROL FOR LOWER G VALUES)
- GLASS ACOUSTIC REDUCTION = Rw(C;Ctr) = 33(-1;-5) dB (6/6) or Rw(C;Ctr) = 38(-2;-5) dB (6/8.8)
- AIR PERMEABILITY = CWCT CLASS A4
- WEATHER RESISTANCE = CWCT CLASS A7
- WIND RESISTANCE = CWCT CLASS E2400
- AA FIRE-RATED: AA DESIGNATION (NATIONAL CLASS) OR BROOF (T4) EUROPEAN CLASS
- WEIGHT = xx KG PER PANEL. xx KG TOTAL. (1m x 1m WITH 6/6 GLASS WEIGHS 48 KG)
- PRODUCT Ud VALUE = AS LOW AS 0.5 W/m².K.

INTERNAL OPENING SIZE RELEVANT TO GLAZING BAR DESIGN. YOU MUST SEND US KERB THICKNESS.

GLASS BONDED TO GLAZING FRAME WITH GLAZING SECURITY TAPE.

KERB DETAILS SHOWN INDICATIVE, DETAILED DESIGN BY OTHERS TO MEET CURRENT BUILDING REGS. AN APPROVED DOCUMENT PART L COMPLIANT FULLY INSULATED TIMBER KERB IS AVAILABLE FROM ROOFGLAZE ROOFLIGHTS LTD.

MIN. 5° FALL RECOMMENDED TO HELP SHED WATER. LARGER UNITS MAY REQUIRE STEEPER PITCHES. FINAL DECISION BY OTHERS.

MAX DOWN SLOPE = 4.0m SELF SUPPORTING SPAN. THE GREATER THE SPAN THE DEEPER THE GLAZING BOX. 50mm MINIMUM DEPTH TO 100mm MAXIMUM DEPTH.

DESIGN LOADS: 750N/m² WIND 640N/m² SNOW AS STANDARD
OTHER LOADS TO BE SPECIFIED BY CLIENT.

SILICONE ***MUST*** BE APPLIED TO TOP OF GLAZING BARS AS WELL AS BETWEEN GLASS IGU'S. A FULL SEAL MUST BE ACHIEVED TO PROVIDE ADEQUATE DRAINAGE.

END OF GLAZING BOXES SHOULD BE SUPPORTED ON KERBS, BY OTHERS.

GLAZING BAR DESIGN IS DEPENDANT UPON A NUMBER OF FACTORS; GLASS STRENGTH, GLASS WEIGHT, KERB SPAN, DESIGN LOADS, AND BAY CENTRES. CONTACT THE MANUFACTURER FOR EXACT SIZES.

FLASHING TO WALL ABUTMENT IS ESSENTIAL. FLASHING BY OTHERS.

WALL ABUTMENT SUPPORT IS ESSENTIAL, BY OTHERS.

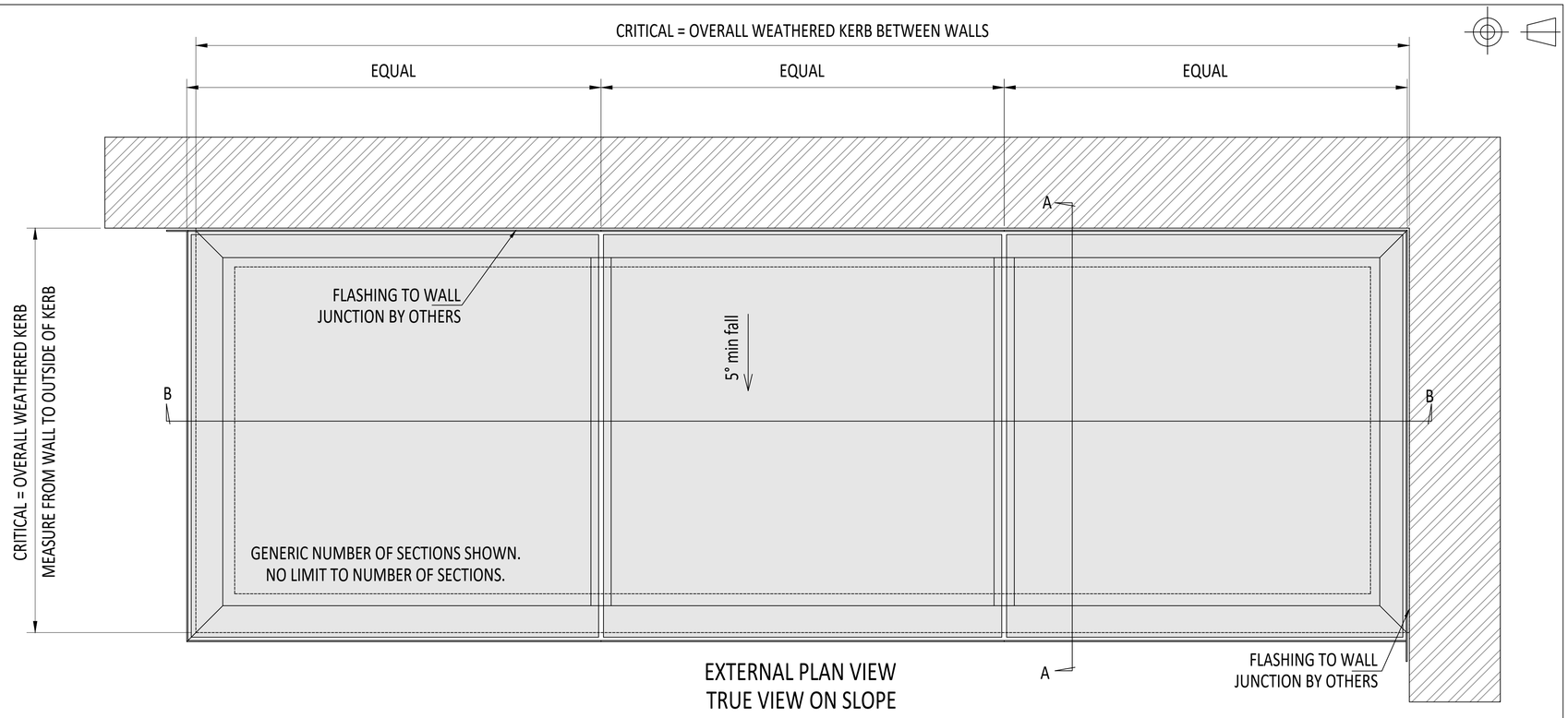

EXTERNAL PLAN VIEW
TRUE VIEW ON SLOPE

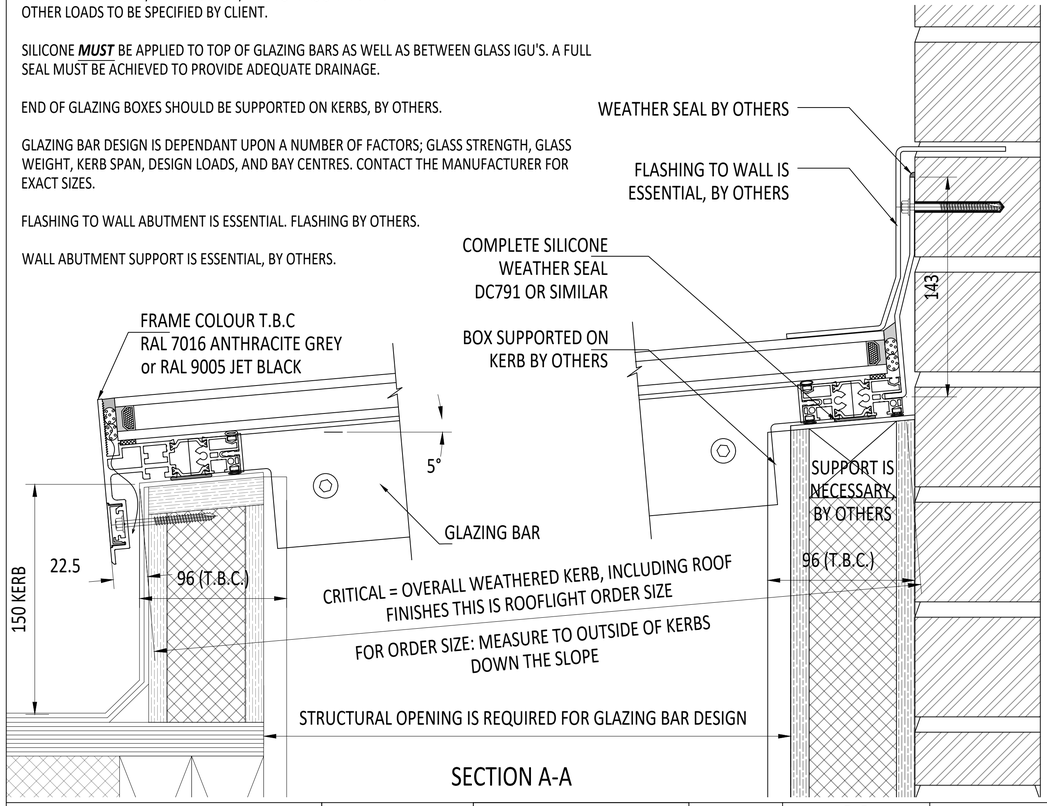

SECTION A-A

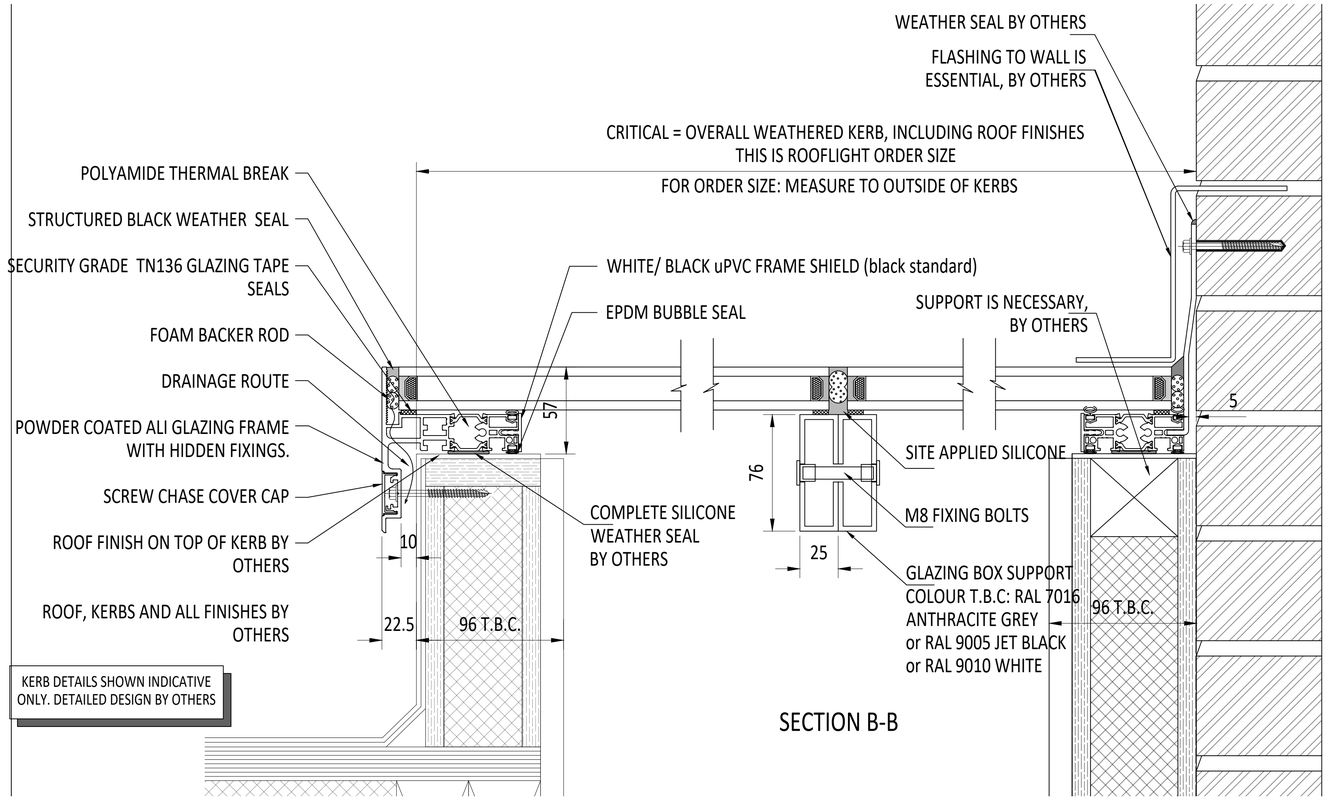

KERB DETAILS SHOWN INDICATIVE ONLY. DETAILED DESIGN BY OTHERS

SECTION B-B

IF IN DOUBT ASK DO NOT SCALE

SKYWAY™

IT IS THE RESPONSIBILITY OF THE KERB DESIGNER TO ENSURE THE KERB WILL BE STRUCTURALLY ADEQUATE TO HOLD THE ROOFLIGHT. KERBS SHOWN ON THESE DRAWINGS ARE FOR ILLUSTRATION PURPOSES ONLY.

The manufacturer would advise an installation with a minimum pitch of 5° for rooflight units to minimize water pooling. Whilst the product can be installed flat without detriment to the warrantee, the manufacturer cannot be held responsible for any excessive pooling of water to the surface of the rooflight, post installation, if installed without an adequate fall. larger units may require a greater fall. The final decision on amount of fall required must be made by the client and relayed to the installer.

THIS DRAWING MUST NOT BE COPIED OR PASSED TO A THIRD PARTY WITHOUT WRITTEN CONSENT FROM THE MANUFACTURER.

CHECKED	D. P.	TOLERANCE UNLESS OTHERWISE STATED	±5
DATE	11-07-2023	DIMENSIONS IN	MM
DRAWN	R. P.	SCALE	1:7, 1:2 @ A1
DATE	11-07-2023		

MATERIAL: ALUMINIUM + GLASS
FINISH: MARINE GRADE POWDERCOAT
FRAME COLOUR: T.B.C
GLAZING BAR COLOUR: T.B.C
30% GLOSS (MATT)

REV	AMENDMENTS	SIGNED	CHECKED	DATE

Roofglaze Rooflights Ltd,
11 Howard Road, Eaton Socon,
St Neots, Cambs, PE19 8ET
Telephone 01480 474797

DRAWING N°: RGR-MP-24-204

REV

TITLE: SKYWAY MULTI-PANE FLATGLASS

SIZE: A 1

ROOFGLAZE
Lighting by nature™