

NOTES

x No. REQUIRED

GLASS SPEC:  
OUTER : 6mm HST TOUGHENED GLASS  
CAVITY : 16mm ARGON FILLED + WARM EDGE SPACER + DC3363 UV RESISTANT SILICONE EDGE SEAL  
INNER : 6mm HST TOUGHENED OR 8.8mm LAMINATED GLASS + GROUND EDGES + LOW E COATING  
THE MANUFACTURER HIGHLY RECOMMENDS A CWCT CLASS 1 OR CLASS 2 NON-FRAGILE OPTION FOR MOST ROOFLIGHTS MOST GLASS SPECS ARE AVAILABLE, CONTACT SALES TO DISCUSS

- LIGHT TRANSMISSION = 79.3% (6/6) or 78.7% (6/8.8)
- GLASS CENTRE PANE U VALUE = 1.1 W/m².K
- SOLAR G VALUE = 0.62 (6/6) or 0.58 (6/8.8) (ADD SOLAR CONTROL FOR LOWER G VALUES)
- GLASS ACOUSTIC REDUCTION = Rw(C;Ctr) = 33(-1;-5) dB (6/6) or Rw(C;Ctr) = 38(-2;-5) dB (6/8.8)
- AIR PERMEABILITY = CWCT CLASS A4
- WEATHER RESISTANCE = CWCT CLASS A7
- WIND RESISTANCE = CWCT CLASS E2400
- AA FIRE-RATED: AA DESIGNATION (NATIONAL CLASS) OR BROOF (T4) EUROPEAN CLASS
- WEIGHT = xx KG (1m x 1m WITH 6/6 GLASS WEIGHS 50 KG)
- PRODUCT Ud VALUE = AS LOW AS 0.5 W/m².K.

GLASS BONDED TO GLAZING FRAME WITH GLAZING SECURITY TAPE.

KERB DETAILS SHOWN INDICATIVE, DETAILED DESIGN BY OTHERS TO MEET CURRENT BUILDING REGS.  
AN APPROVED DOCUMENT PART L COMPLIANT FULLY INSULATED TIMBER KERB IS AVAILABLE FROM ROOFGLAZE ROOFLIGHTS LTD.

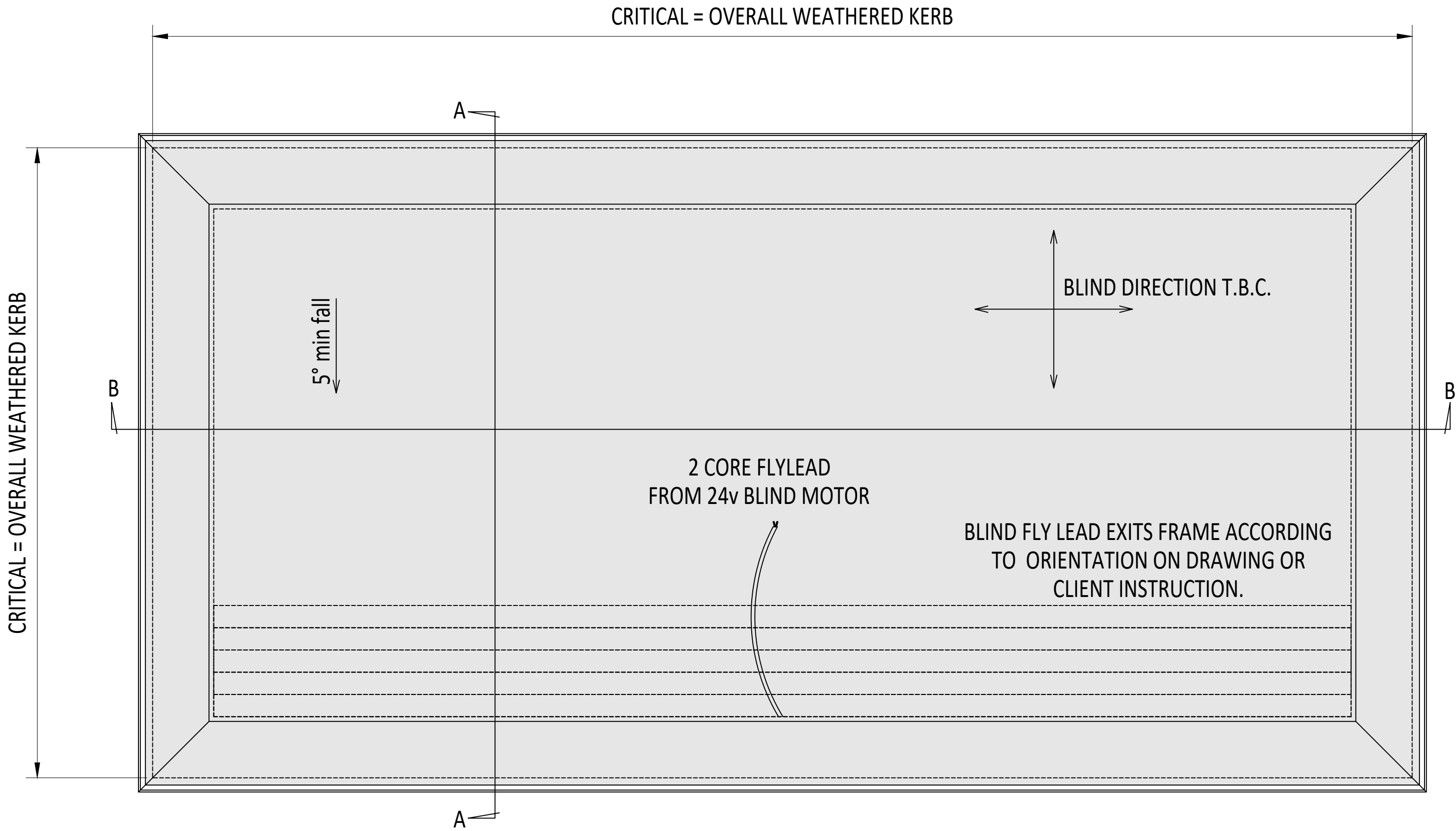
ROOFLIGHT ORDER SIZE = OVERALL FINISHED AND WEATHER KERB DIMS, INTERNAL OPENING SIZE IS NOT RELEVANT AT ORDER STAGE.

MIN. 5° FALL RECOMMENDED TO HELP SHED WATER. LARGER UNITS MAY REQUIRE STEEPER PITCHES.  
FINAL DECISION BY OTHERS.

DESIGN LOADS: 750N/m² WIND 640N/m² SNOW AS STANDARD  
OTHER LOADS TO BE SPECIFIED BY CLIENT.

BLIND AND FRAME ARE WHITE. TRANSFORMER SWITCH OPERATION. CONNECTION & COMMISSIONING BY OTHERS.

BLIND DIRECTION T.B.C. - UP & DOWN, DOWN & UP, LEFT TO RIGHT OR RIGHT TO LEFT AVAILABLE.  
MOTOR SIDE MAXIMUM 1500mm. BLIND IS 'BLACKOUT'.



EXTERNAL PLAN VIEW  
TRUE VIEW ON SLOPE

CDM :HAZARD IDENTIFICATION - HANDLING MATERIALS

BE AWARE OF SHARP EDGES AND CORNERS WHEN HANDLING MATERIALS. MOST EDGES AND CORNERS WILL BE DEBURRED BUT THERE IS STILL A SMALL RISK. WEAR APPROPRIATE PPE REQUIRED FOR THE TASK.

THE MHOR 1992 SET OUT A CLEAR RANKING OF MEASURES FOR DEALING WITH RISKS FROM MANUAL HANDLING, THESE ARE:

- **FIRST** : AVOID HAZARDOUS MANUAL HANDLING OPERATIONS SO FAR AS IS REASONABLY PRACTICABLE;
- **SECOND** : ASSESS ANY HAZARDOUS MANUAL HANDLING OPERATIONS THAT CANNOT BE AVOIDED; AND
- **THIRD** : REDUCE THE RISK OF INJURY SO FAR AS IS REASONABLY PRACTICABLE.

HAND PROTECTION (MANDATORY) TO: BS EN 388:1994.

ROOFLIGHTS MUST ONLY BE INSTALLED BY COMPETENT CONTRACTORS.

UNLESS DESIGNED FOR CWCT CLASS 0 OR CLASS 1, DANGER OF DAMAGING GLASS IF IT IS WALKED UPON. IF GLASS IS CLASSED AS NON-FRAGILE IT SHOULD STILL NOT BE WALKED ON UNLESS DESIGNED SO. USE SPREADER BOARDS. REFER TO RISK ASSESSMENT FOR FURTHER DETAILS.

FALL FROM HEIGHTS DURING INSTALLATION.

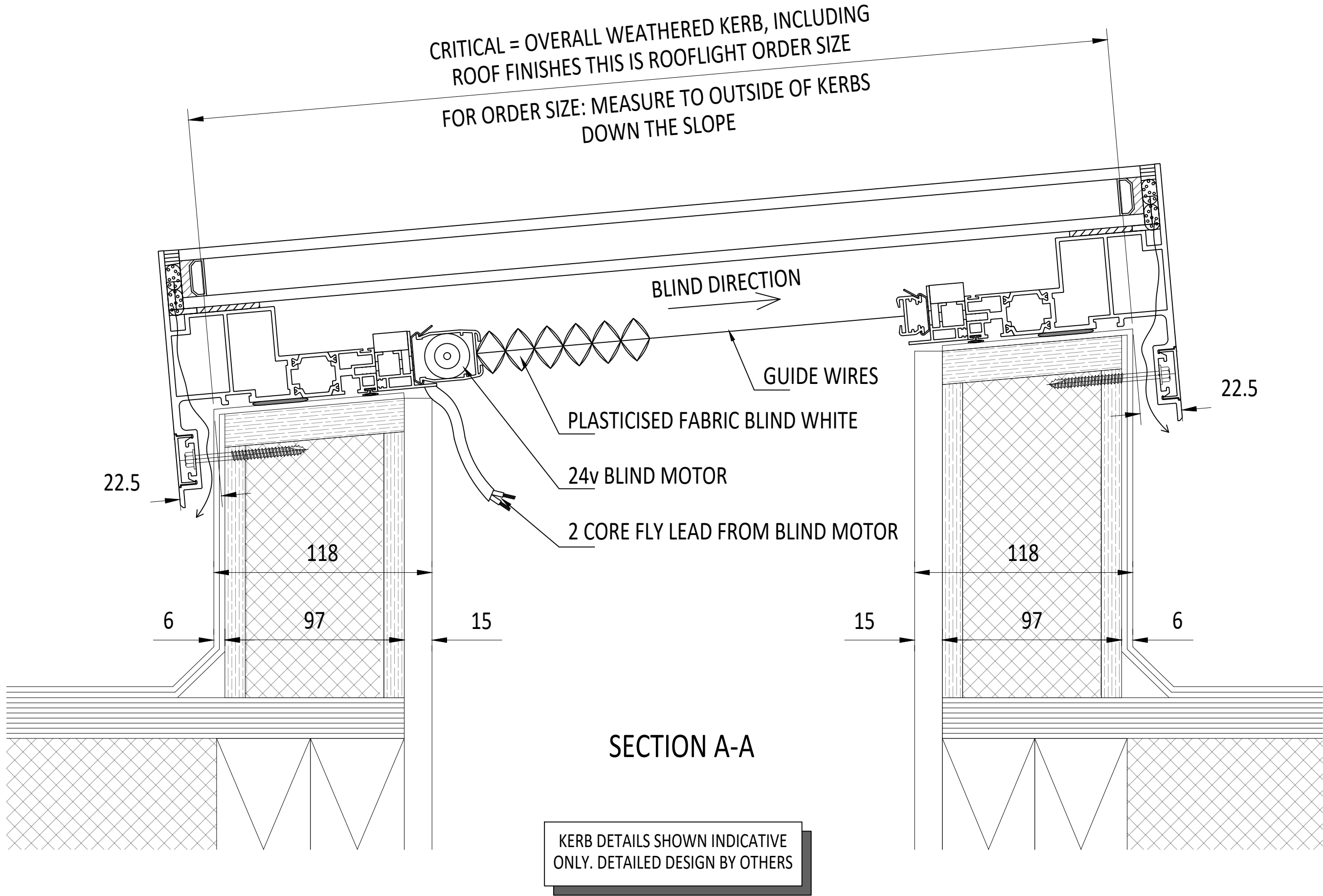
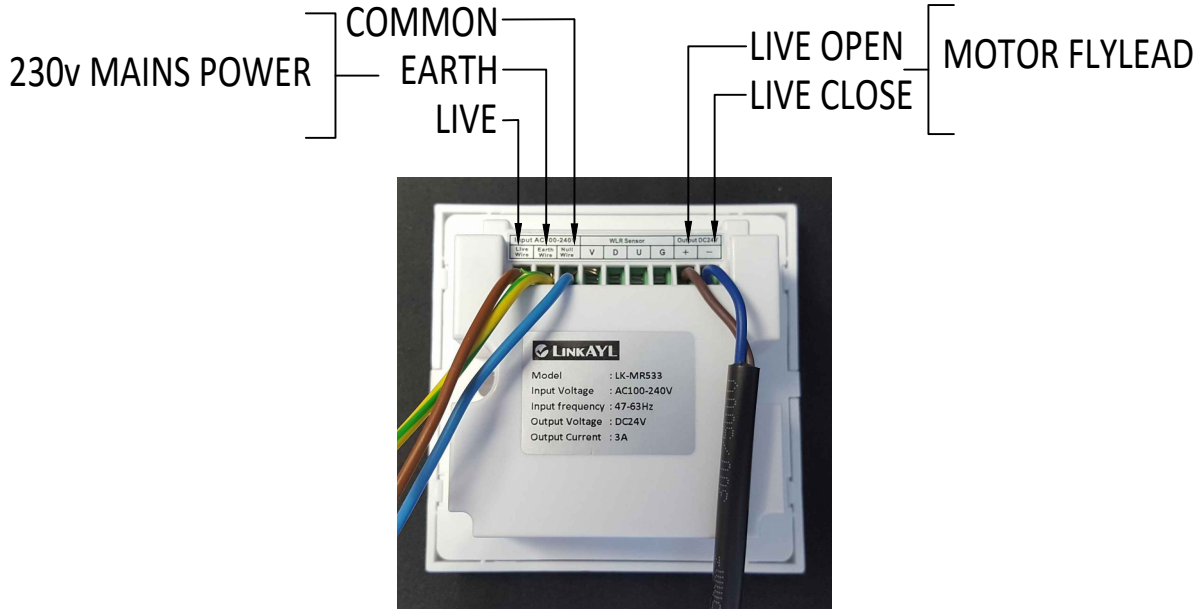
TRANSFORMER WALL SWITCH



REMOTE FOB

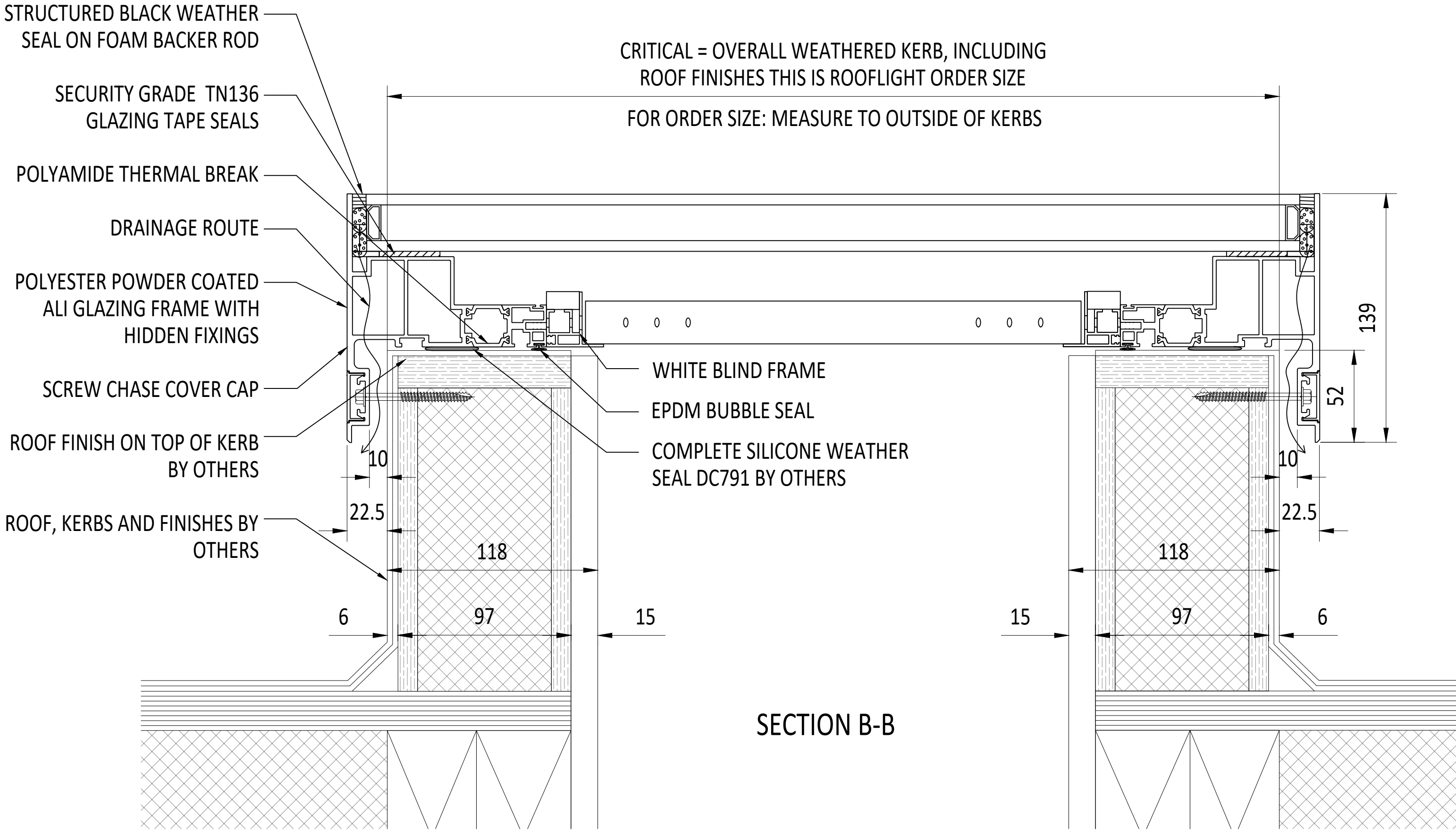


COMES AS STANDARD  
MULTI BLIND  
OPERATION AVAILABLE  
AS AN UPGRADE OPTION



SECTION A-A

KERB DETAILS SHOWN INDICATIVE  
ONLY. DETAILED DESIGN BY OTHERS



SECTION B-B

IF IN DOUBT ASK DO NOT SCALE	IT IS THE RESPONSIBILITY OF THE KERB DESIGNER TO ENSURE THE KERB WILL BE STRUCTURALLY ADEQUATE TO HOLD THE ROOFLIGHT. KERBS SHOWN ON THESE DRAWINGS ARE FOR ILLUSTRATION PURPOSES ONLY.	The manufacturer would advise an installation with a minimum pitch of 5° for rooflight units to minimize water pooling. Whilst the product can be installed flat without detriment to the warrantee, the manufacturer cannot be held responsible for any excessive pooling of water to the surface of the rooflight, post installation. If installed without an adequate fall, larger units may require a greater fall. The final decision on amount of fall required must be made by the client and relayed to the installer.	THIS DRAWING MUST NOT BE COPIED OR PASSED TO A THIRD PARTY WITHOUT WRITTEN CONSENT FROM THE MANUFACTURER.	CHECKED	R. P.	TOLERANCE UNLESS OTHERWISE STATED	±5	MATERIAL ALUMINIUM + GLASS								Roofglaze Rooflights Ltd, 11 Howard Road, Eaton Socon, St Neots, Cambs, PE19 8ET Telephone 01480 474797	DRAWING N°: RGR-F-24-115	REV	ROOFGLAZE	
				DATE	20-03-2024	DIMENSIONS IN	MM		FINISH	MARINE GRADE POLYESTER POWDER COAT OPTIONS: RAL 7016 ANTHRACITE GREY or RAL 9005 BLACK, 30% GLOSS (MATT)										
				DRAWN	D. P.	SCALE	1:2, 1:6 @ A1													
				DATE	20-03-2024					REV	AMENDMENTS		SIGNED	CHECKED	DATE					
TITLE: SKYWAY FLATGLASS + SECONDARY BLIND KERBS BY OTHERS																SIZE A1	Lighting by nature™			