

NOTES

x No. REQUIRED

GLASS SPEC:
OUTER : 6mm HST TOUGHENED GLASS
CAVITY : 16mm ARGON FILLED + WARM EDGE SPACER + DC3363 UV RESISTANT SILICONE EDGE SEAL
MIDDLE: 6mm HST TOUGHENED GLASS + LOW E COATING
CAVITY : 16mm ARGON FILLED + WARM EDGE SPACER + DC3363 UV RESISTANT SILICONE EDGE SEAL
INNER : 6mm HST TOUGHENED OR 8.8mm LAMINATED GLASS + GROUND EDGES + LOW E COATING
*THE MANUFACTURER HIGHLY RECOMMENDS A CWCT CLASS 1 OR CLASS 2 NON-FRAGILE OPTION FOR MOST ROOFLIGHTS
MOST GLASS SPECS ARE AVAILABLE, CONTACT SALES TO DISCUSS*

- LIGHT TRANSMISSION = 70.0% (6/6/6) or 69.5% (6/6/8.8)
- GLASS CENTRE PANE U VALUE = 0.6 W/m².K
- SOLAR G VALUE = 0.53 (6/6/6) or 0.50 (6/6/8.8) (ADD SOLAR CONTROL FOR LOWER G VALUES)
- GLASS ACOUSTIC REDUCTION = Rw(C;Ctr) = 36(-3;-7) dB (6/6/6) or Rw(C;Ctr) = 40(-2;-7) dB (6/6/8.8)
- AIR PERMEABILITY = CWCT CLASS A4
- WEATHER RESISTANCE = CWCT CLASS A7
- WIND RESISTANCE = CWCT CLASS E2400
- AA FIRE-RATED: AA DESIGNATION (NATIONAL CLASS) OR BROOF (T4) EUROPEAN CLASS
- WEIGHT = xx KG (1m x 1m WITH 6/6/6 GLASS WEIGHS 64 KG)
- PRODUCT Ud VALUE = AS LOW AS 0.5 W/m².K.

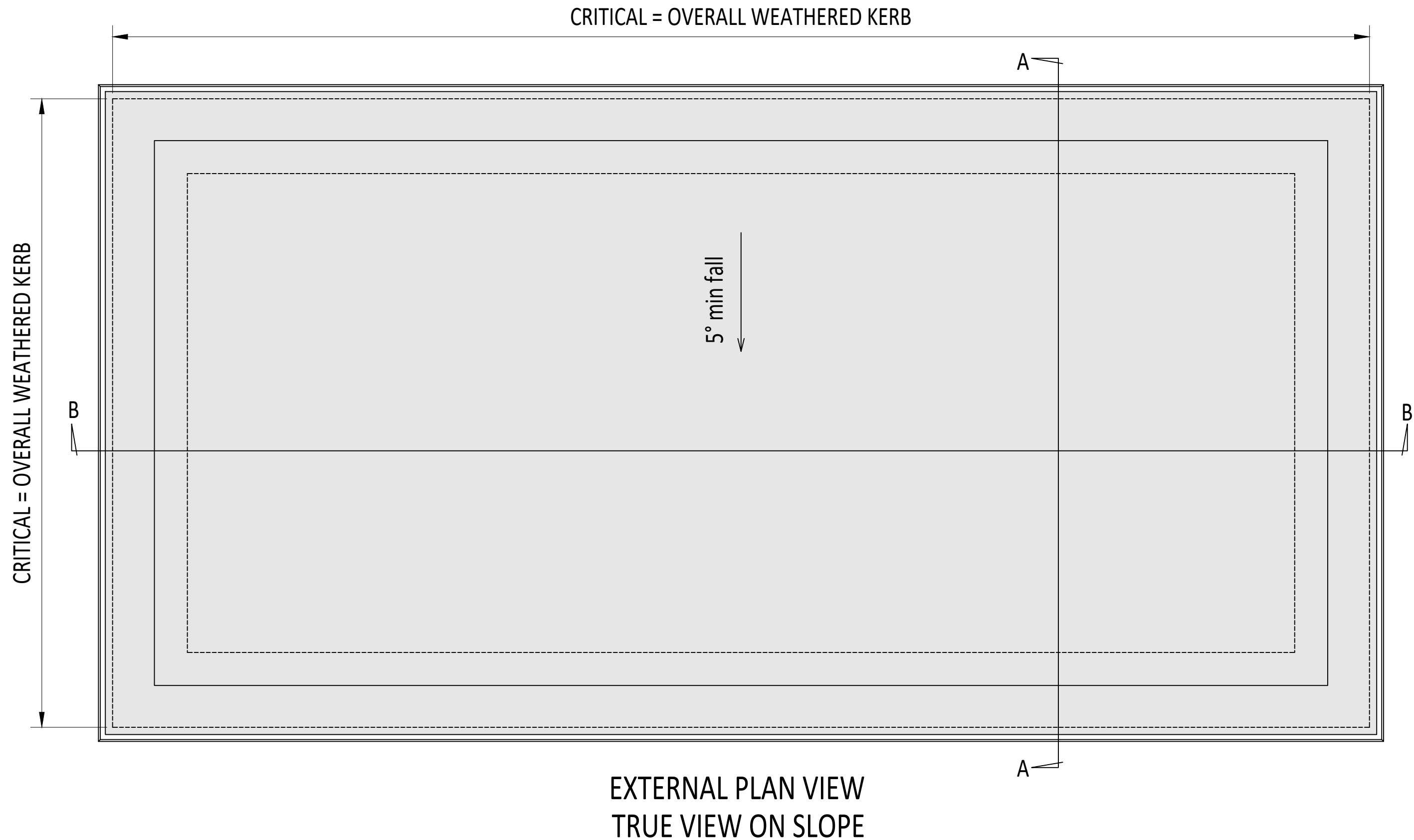
GLASS BONDED TO GLAZING FRAME WITH GLAZING SECURITY TAPE.

KERB DETAILS SHOWN INDICATIVE, DETAILED DESIGN BY OTHERS TO MEET CURRENT BUILDING REGS.
AN APPROVED DOCUMENT PART L COMPLIANT FULLY INSULATED TIMBER KERB IS AVAILABLE FROM ROOFGLAZE ROOFLIGHTS LTD.

ROOFLIGHT ORDER SIZE = OVERALL FINISHED AND WEATHER KERB DIMS, INTERNAL OPENING SIZE IS NOT RELEVANT AT ORDER STAGE.

MIN. 5° FALL RECOMMENDED TO HELP SHED WATER. LARGER UNITS MAY REQUIRE STEEPER PITCHES.
FINAL DECISION BY OTHERS.

DESIGN LOADS: 750N/m² WIND 640N/m² SNOW AS STANDARD
OTHER LOADS TO BE SPECIFIED BY CLIENT.



CDM :HAZARD IDENTIFICATION - HANDLING MATERIALS

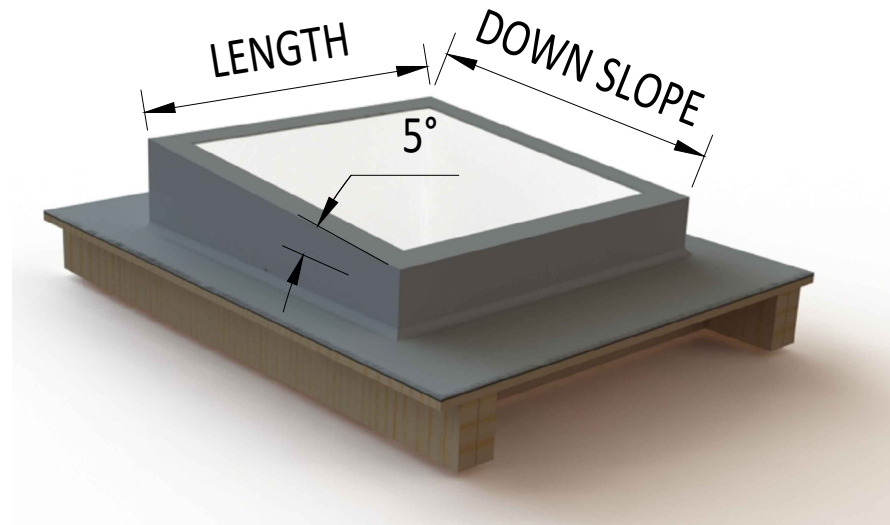
BE AWARE OF SHARP EDGES AND CORNERS WHEN HANDLING MATERIALS. MOST EDGES AND CORNERS WILL BE DEBURRDED BUT THERE IS STILL A SMALL RISK. WEAR APPROPRIATE PPE REQUIRED FOR THE TASK.

THE MAJOR 1992 SET OUT A CLEAR RANKING OF MEASURES FOR DEALING WITH RISKS FROM MANUAL HANDLING, THESE ARE:

- **FIRST** : AVOID HAZARDOUS MANUAL HANDLING OPERATIONS SO FAR AS IS REASONABLY PRACTICABLE;
- **SECOND** : ASSESS ANY HAZARDOUS MANUAL HANDLING OPERATIONS THAT CANNOT BE AVOIDED; AND
- **THIRD** : REDUCE THE RISK OF INJURY SO FAR AS IS REASONABLY PRACTICABLE.

HAND PROTECTION (MANDATORY) TO: BS EN 388:1994. ROOFLIGHTS MUST ONLY BE INSTALLED BY COMPETENT CONTRACTORS. UNLESS DESIGNED FOR CWCT CLASS 0 OR CLASS 1, DANGER OF DAMAGING GLASS IF IT IS WALKED UPON. IF GLASS IS CLASSED AS NON-FRAGILE IT SHOULD STILL NOT BE WALKED ON UNLESS DESIGNED SO. USE SPREADER BOARDS. REFER TO RISK ASSESSMENT FOR FURTHER DETAILS.

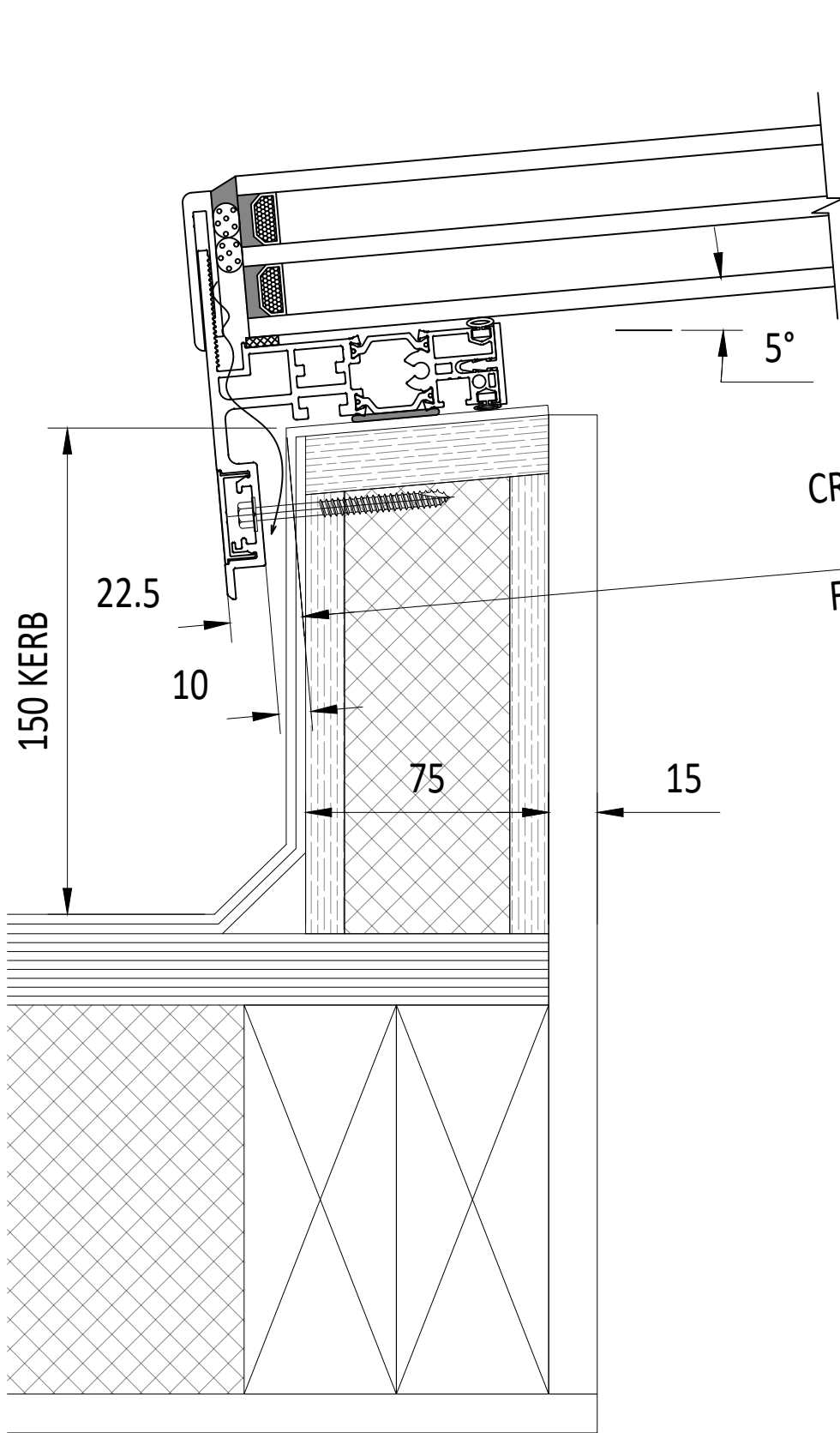
- FALL FROM HEIGHTS DURING INSTALLATION
- MANUAL HANDLING
- FINGER TRAP



3D EXAMPLE OF KERB

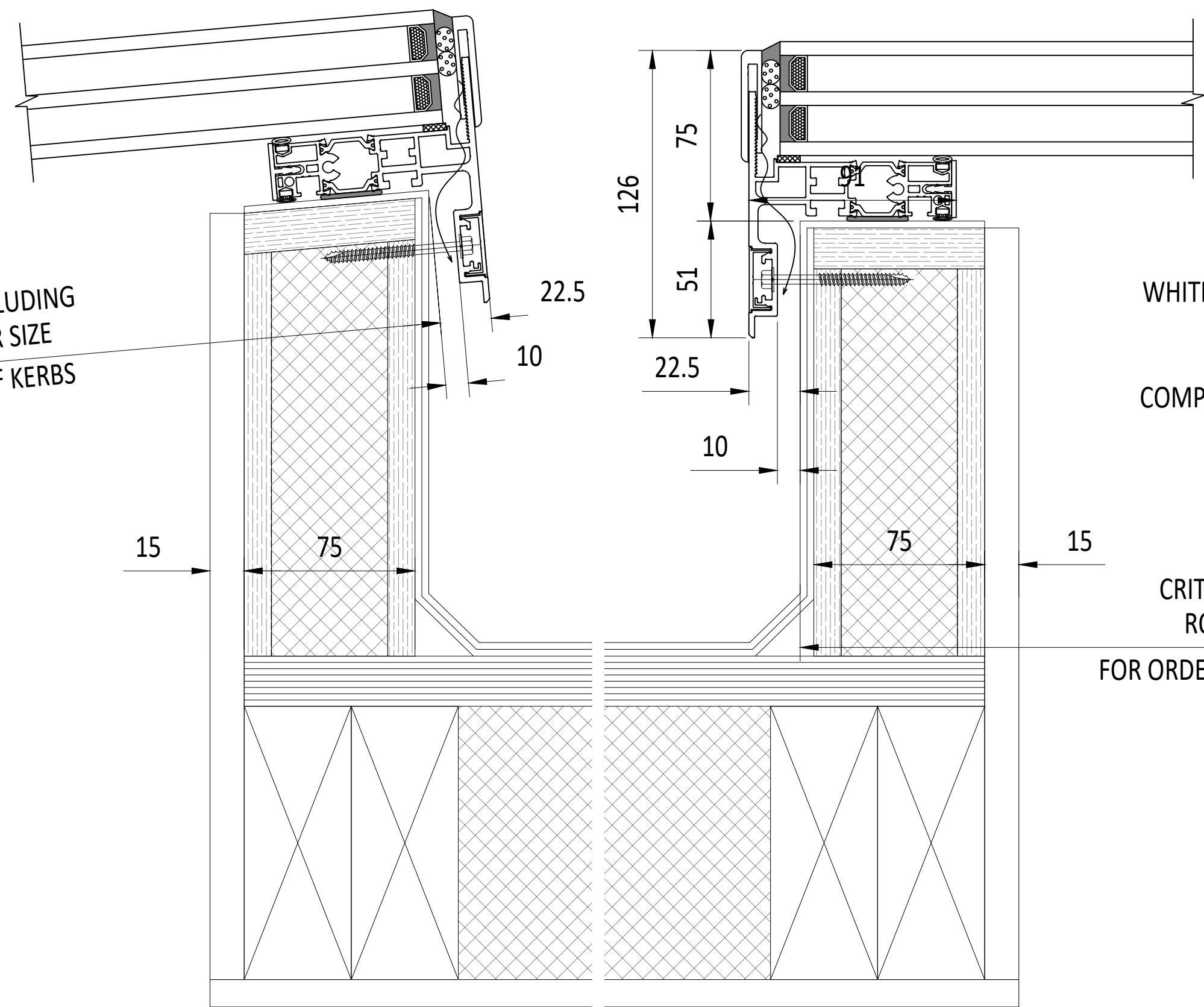


3D RENDER IMAGE OF FRAME

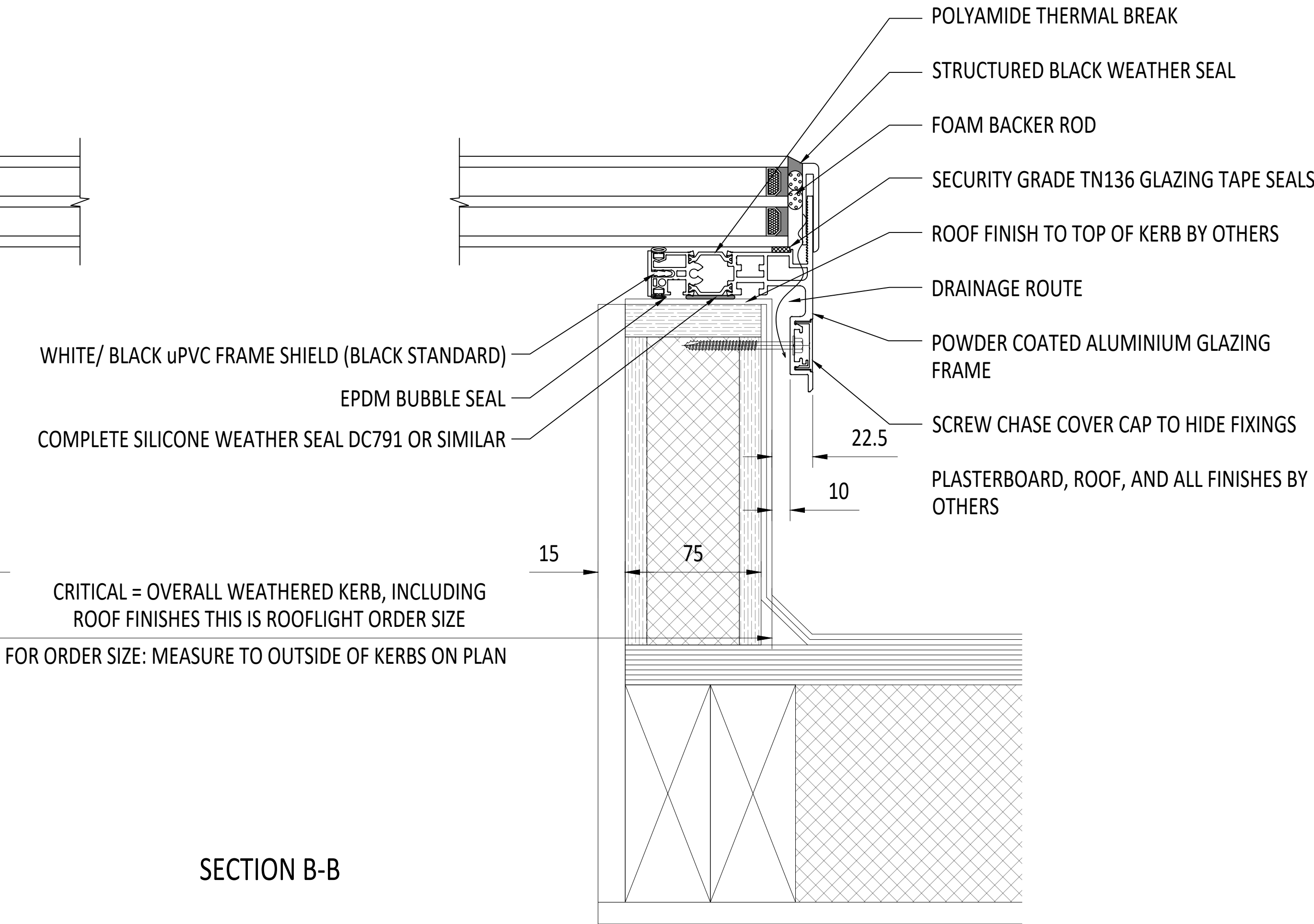


SECTION A-A

KERB DETAILS SHOWN INDICATIVE ONLY. DETAILED DESIGN BY OTHERS



SECTION B-B



| | | | | | | | | | | | | | | | | | | | | | |
|------------------------------|---|--|---|---------|------------|-----------------------------------|----|----------|------------------------|--|---------------|--|-----|------------|--------|---------|--|--------------|------|---|--|
| IF IN DOUBT ASK DO NOT SCALE | IT IS THE RESPONSIBILITY OF THE KERB DESIGNER TO ENSURE THE KERB WILL BE STRUCTURALLY ADEQUATE TO HOLD THE ROOFLIGHT. KERBS SHOWN ON THESE DRAWINGS ARE FOR ILLUSTRATION PURPOSES ONLY. | The manufacturer would advise an installation with a minimum pitch of 5° for rooflight units to minimize water pooling. Whilst the product can be installed flat without detriment to the warrantee, the manufacturer cannot be held responsible for any excessive pooling of water to the surface of the rooflight, post installation. If installed without an adequate fall, larger units may require a greater fall. The final decision on amount of fall required must be made by the client and relayed to the installer. | THIS DRAWING MUST NOT BE COPIED OR PASSED TO A THIRD PARTY WITHOUT WRITTEN CONSENT FROM THE MANUFACTURER. | CHECKED | R. P. | TOLERANCE UNLESS OTHERWISE STATED | ±5 | MATERIAL | ALUMINIUM + GLASS | | | | | | | | Roofglaze Rooflights Ltd, 11 Howard Road, Eaton Socon, St Neots, Cambs, PE19 8ET Telephone 01480 474797 | DRAWING N°. | REV | ROOFGLAZE | |
| | | | | DATE | 20-03-2024 | DIMENSIONS IN | MM | FINISH | MARINE GRADE POLYESTER | | | | REV | AMENDMENTS | SIGNED | CHECKED | DATE | RGR-F-24-110 | SIZE | Lighting by nature™ | |
| | | | | DRAWN | D. P. | | | | SCALE | POWDER COAT OPTIONS: RAL 7016 | | | | | | | | | | | |
| | | | | DATE | 20-03-2024 | | | | | ANTHRACITE GREY or RAL 9005 BLACK, 30% GLOSS (MATT) | | | | | | | | | | | |
| | | | | | | | | | | SCALE | 1:2, 1:6 @ A1 | | | | | | | | | SKYWAY FIXED FLATGLASS KERBS BY OTHERS | |